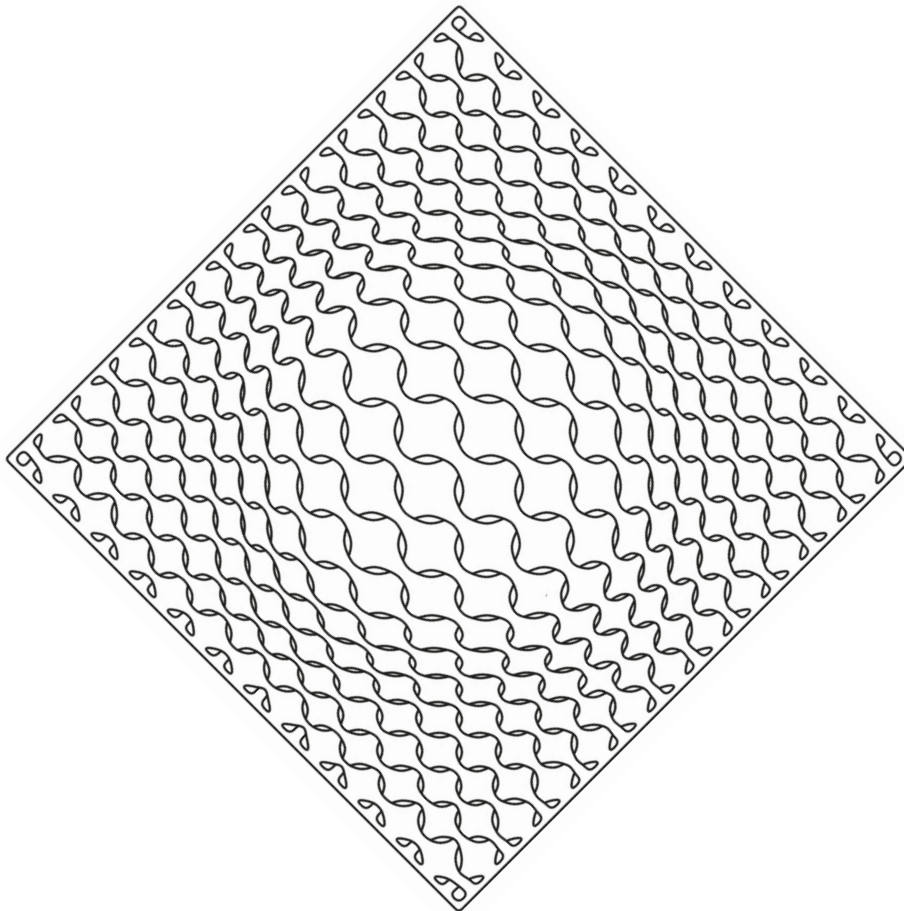


Inspired by 3D work of the graphic artist Victor Vasarely, the design is an unusual and lively texture bulging out of a traditional perfect square that gives a real 3D feel.


Designed by

Fanne

Vasarely



Vasarely wall light in private residence

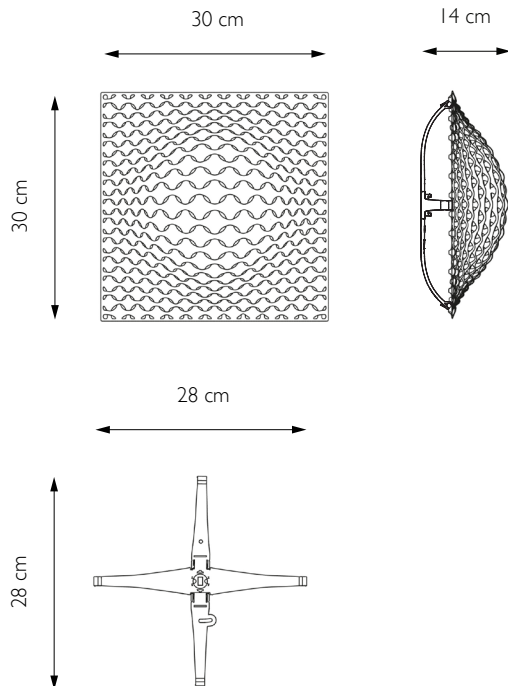


Vasarely wall light – front

Vasarely

sq30

VASARELY SQ30



PRODUCT INFORMATION

Product	Vasarely sq30
Bulb	○ 240V ○ 120V

G9 halogen (Max 48W) supplied

Type	Sconce; wall or ceiling light
Designer	Janne Kyttänen 2007
Color	White
Material	3D printed Nylon

HOW IT'S MADE

This product is the outcome of Freedom Of Creation's ten years of pioneering research exploring 3D printing technologies; a process that transforms a CAD file into a real object by a printing process, adding one layer of matter onto the other until the entire object is generated. The unlimited expressive possibilities that these technologies provide have characterized FOC as a trendsetting brand.

INSTALLATION INSTRUCTION

- Step 1** – You can either leave the cable hanging against the wall and use the dimmer/switch or cut the cable and connect it directly to your power source (make sure that the electricity is switched off)
- Step 2** – Connect the mounting unit to the wall or ceiling with the screws & plugs (use M6 drill) that are included
- Step 3** – Insert the bulb in the ceramic fitting
- Step 4** – Snap the shade onto the mounting unit connectors

DAILY USE INSTRUCTION

Light placement

- Only indoors
- Do not use as a table light
- Press the dimmer button once to turn the light on/off. Hold the button to dim/brighten the light

Bulb (re)placement

- Do not (re)place when the cable is plugged into the socket
- Do not touch halogen bulbs with your bare hands
- Do not use bulbs that exceed the maximum wattage specified in the right top of the sheet

Precautions

- Do not cover the lamp
- Do not leave the product unattended with children
- The product is not a heavy duty item but a work of art, so treat it carefully

Cleaning

The shade can be cleaned with standard soap and a dishwashing brush or it can be placed in the dishwasher

COLOR CHANGE

Just like people the color of the 3D-Printed shade ages. It comes out white and will become a stable off-white color after a year

ELECTRICITY MARKINGS



DIMENSIONS

	Package dimensions	Net/gross weight
Vasarely sq30	43 x 43 x 27 cm	0,4 / 3 kg