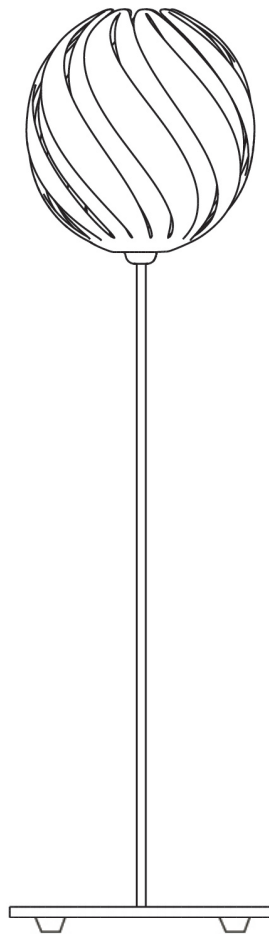


The Spin light series is inspired by the tracing of planetary movement. It has only been recently possible to track the exact coordinates of these harmonious movements which, once united, reassemble to create beautiful spinning patterns, geometrically perfect in form.


Designed by



Spin series



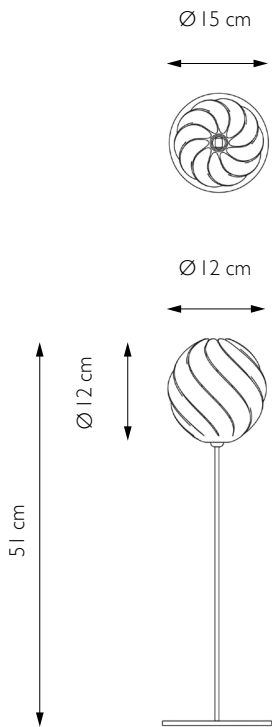
Spin 20 Table light in Amsterdam private residence (The Netherlands)



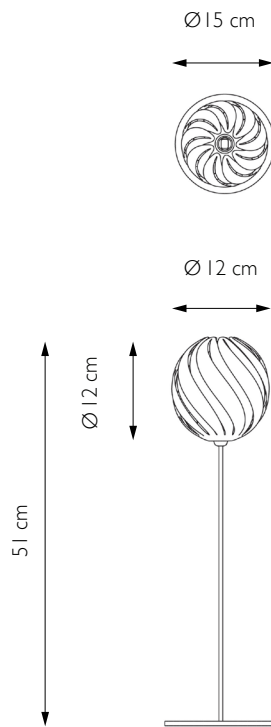
Spin 20 Table light – shade

Spin 10/20

SPIN 10



SPIN 20



PRODUCT INFORMATION

Product	<input type="radio"/> Spin 10	<input type="radio"/> Spin 20
Bulb	<input type="radio"/> 240V	<input type="radio"/> 120V

G9 halogen (Max 48W) supplied

Type	Table light
Designer	Jasse Kyttänen 2007
Color	White & matte grey
Material	3D printed Nylon & powder coated steel

HOW IT'S MADE

This product is the outcome of Freedom Of Creation's ten years of pioneering research exploring 3D printing technologies; a process that transforms a CAD file into a real object by a printing process, adding one layer of matter onto the other until the entire object is generated. The unlimited expressive possibilities that these technologies provide have characterized FOC as a trendsetting brand.

INSTALLATION INSTRUCTION

- Step 1** – Insert the bulb in the ceramic fitting
- Step 2** – Screw the shade onto the fitting
- Step 3** – Plug the cable into your power socket

DAILY USE INSTRUCTION

Light placement

- Only indoors
- Press the dimmer button once to turn the light on/off. Hold the button to dim/brighten the light

Bulb (re)placement

- Do not (re)place when the cable is plugged into the socket
- Do not touch halogen bulbs with your bare hands
- Do not use bulbs that exceed the maximum wattage specified in the right top of the sheet

Precautions

- Do not cover the lamp
- Do not leave the product unattended with children
- The product is not a heavy duty item but a work of art, so treat it carefully

Cleaning

The shade can be cleaned with standard soap and a dishwashing brush or it can be placed in the dishwasher

COLOR CHANGE

Just like people the color of the 3D-Printed shade ages. It comes out white and will become a stable off-white color after a year

ELECTRICITY MARKINGS



DIMENSIONS

	Package dimensions	Net/gross weight
Spin 10	72 x 22 x 18 cm	1,2 / 4 kg
Spin 20	72 x 22 x 18 cm	1,2 / 4 kg