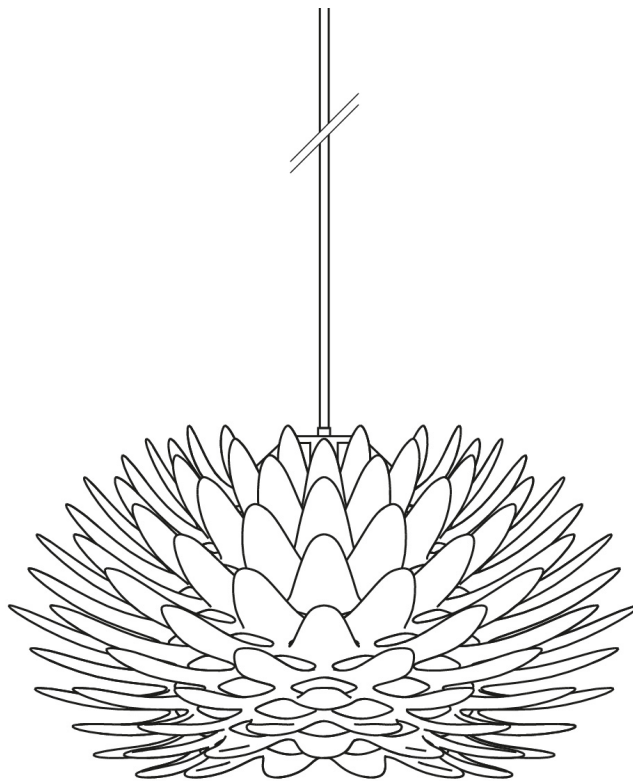



Uncountable, delicate petals, with light flooding through and around them, compose the shade of Palm lamp. Available as a floor or table lamp and with the suspension lamp available in four different sizes, Palm is an ideal range for coordinated lighting in small and big environments.

Designed by *Fanne*

# Palm Hanging series



Palm Hanging (D23) at Kuoni store designed by 20/20 design

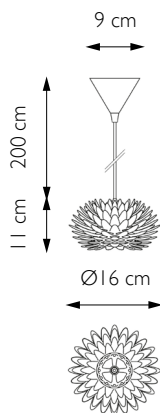


Palm Hanging – shade

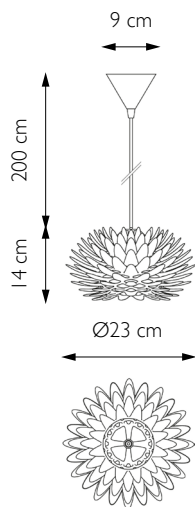
# Palm Hanging

## D16/D23/D32/D50

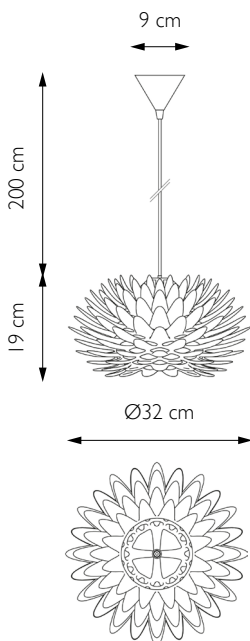
PALM HANGING D16



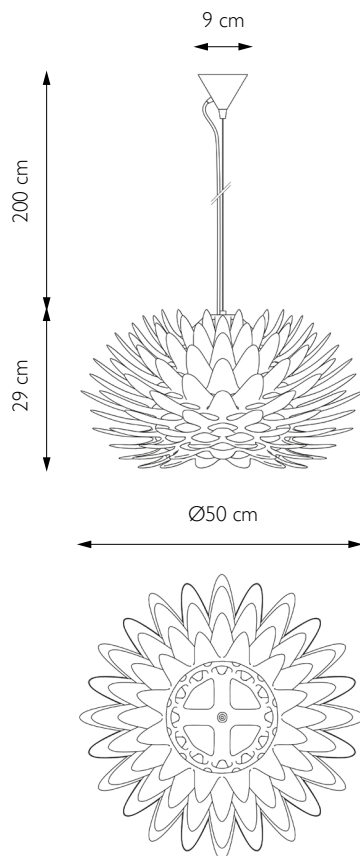
PALM HANGING D23



PALM HANGING D32



PALM HANGING D50



### PRODUCT INFORMATION

Product  Palm Hanging D16  
 Palm Hanging D23  
 Palm Hanging D32  
 Palm Hanging D50

Bulb  240V  
 120V

*Palm Hanging D50: E27 CFL 240V/120V (23W=100W) supplied*  
*Palm Hanging D23 & D32: G9 halogen (Max 48W) supplied*  
*Palm Hanging D16: G9 halogen (Max 40W) supplied*

Type Hanging light  
 Designer Janne Kyttänen 2006–2010  
 Color White  
 Material 3D printed Nylon

### HOW IT'S MADE

This product is the outcome of Freedom Of Creation's ten years of pioneering research exploring 3D printing technologies; a process that transforms a CAD file into a real object by a printing process, adding one layer of matter onto the other until the entire object is generated. The unlimited expressive possibilities that these technologies provide have characterized FOC as a trendsetting brand.

### INSTALLATION INSTRUCTION

- Step 1** – Make sure that the electricity is switched off
- Step 2** – Attach the ring shaped mounting unit to the ceiling with the screws & plugs that are included
- Step 3** – Pull the cable through the cone and lock it on your preferred length by screwing tight the transparent tension release. The cable part that is redundant can be cut and the part that is used should be stripped
- Step 4** – Place the cone on the mounting unit and turn so that it locks in place
- Step 5** – Insert the bulb in the ceramic fitting

### DAILY USE INSTRUCTION

*Light placement*  
 – Only indoors

*Bulb (re)placement*  
 – Do not (re)place when the light switch is on  
 – Do not use bulbs that exceed the maximum wattage specified

*Precautions*  
 – Do not cover the lamp  
 – The product is not a heavy duty item but a work of art, so treat it carefully

*Cleaning*  
 The shade can be cleaned with standard soap and a dishwashing brush or it can be placed in the dishwasher

### COLOR CHANGE

Just like people the color of the 3D-Printed shade ages. It comes out white and will become a stable off-white color after a year

### ELECTRICITY MARKINGS



### DIMENSIONS

|                  | Package dimensions | Net/gross weight |
|------------------|--------------------|------------------|
| Palm Hanging D16 | 43 x 43 x 27 cm    | 0,3 / 2 kg       |
| Palm Hanging D23 | 43 x 43 x 27 cm    | 0,5 / 3 kg       |
| Palm Hanging D32 | 43 x 43 x 27 cm    | 1,4 / 4 kg       |
| Palm Hanging D50 | 77 x 59 x 61 cm    | 4,5 / 7 kg       |