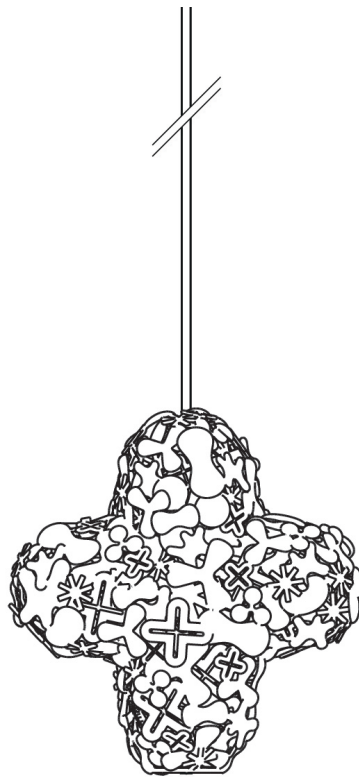


A hyper-collage of Karim Rashid his icons as a lit object, in changing scale and mass to create diverse shadows and light filtration.


Designed by

Karim

Cross Hanging



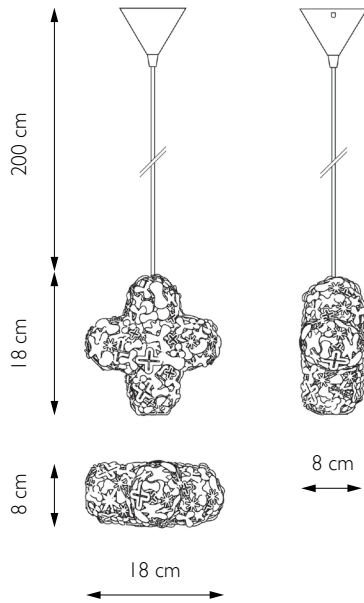
Cross Hanging light on a table



Cross Hanging light – detail

Cross Hanging

CROSS HANGING



PRODUCT INFORMATION

Product Cross Hanging

Bulb ○ 240V
○ 120V

G9 halogen (Max 33W) supplied

Type Hanging light
Designer Karim Rashid 2011
Color White
Material 3D printed Nylon

HOW IT'S MADE

This product is the outcome of Freedom Of Creation's ten years of pioneering research exploring 3D printing technologies; a process that transforms a CAD file into a real object by a printing process, adding one layer of matter onto the other until the entire object is generated. The unlimited expressive possibilities that these technologies provide have characterized FOC as a trendsetting brand.

INSTALLATION INSTRUCTION

- Step 1** – Make sure that the electricity is switched off
- Step 2** – Attach the ring shaped mounting unit to the ceiling with the screws & plugs that are included
- Step 3** – Pull the cable through the cone and lock it on your preferred length by screwing tight the transparent tension release. The cable part that is redundant can be cut and the part that is used should be stripped
- Step 4** – Place the cone on the mounting unit and turn so that it locks in place
- Step 5** – Push the two click tabs on top of the shade and pull out the fitting. Insert the bulb and push the fitting back in place

DAILY USE INSTRUCTION

Light placement
– Only indoors

Bulb (re)placement
– Follow step 5 of the installation instruction
– Do not (re)place when the light switch is on
– Do not touch halogen bulbs with your bare hands
– Do not use bulbs that exceed the maximum wattage specified in the right top of the sheet

Precautions
– Do not cover the lamp
– The product is not a heavy duty item but a work of art, so treat it carefully

Cleaning
The shade can be cleaned with standard soap and a dishwashing brush or it can be placed in the dishwasher

COLOR CHANGE

Just like people the color of the 3D-Printed shade ages. It comes out white and will become a stable off-white color after a year

ELECTRICITY MARKINGS



DIMENSIONS

| | Package dimensions | Net/gross weight |
|---------------|--------------------|------------------|
| Cross Hanging | 43 x 43 x 27 cm | 0,4 / 3 kg |